

City of Davao  
**Statement of Cash Flows**  
**As of DECEMBER 31, 2014**  
**GENERAL FUND**

**Cash Flows from Operating Activities**

**Cash Inflows:**

Collection from taxes	P 376,729,831.49
Share from Internal Revenue Collections	691,531,119.00
Interest Income	8,648,249.75
Collection from Permits & Licenses	38,238,852.15
Collections from Service Income	82,193,386.65
Collections from Business Income	28,056,347.22
Miscellaneous Income	6,499,928.41
	<u>1,231,897,714.67</u>

**Other Receipts:**

Deduction from Personal Services	61,039,154.80
Deduction from Suppliers/Contractors	111,510,490.67
Other Payables(bamemco)	19,358,240.75
Transfer of funds from Trust-adv RPT	25,647,011.49
Cancelled/Staled Checks	338,851.80
Collections from Prior Years Adjustment	29,272.48
Due to Officers & Employees(Over Remittance)	584,769.68
Refund from Cash Disbursing Officers	795,781.23
Collections from Other Receivables	259,821.70
Collections from Advances to Contractors	7,356,849.30
Due to Other Funds	500.00
Refund-Hospital Bond	501,111.90
Transfer of funds from SEF	1,278,502.47
Transfer of funds from Trust	13,105.30
Deferred RPTax Income(Advance Payment)	63,602,791.66
Due to LGU	36,612,366.53
Due to Other NGAs	2,151,149.80
Total Cash Inflow	<u>1,562,977,486.23</u>

**Cash Outflows:**

<b>Payments:</b>	
To suppliers/creditors	879,289,484.21
To employees	242,879,797.90
Bank Charges	851,223.23
Interest expenses	19,137,938.66
Total Cash Outflow	<u>1,142,158,444.00</u>

**Net Cash Operating Activities**

420,819,042.23

**Cash Flows from Investing Activities**

**Cash Inflows:**

From Sale of Property, Plants and Equipment	
From Sale of Debt Securities and Other Entities	-
From Collection of Principal of Loans to Other Entities	-
Total Cash Inflow	<u>-</u>

**Cash Outflows:**

To Purchase Property, Plant and Equipment	539,592,578.46
To Purchase Debt Securities and Other Entities	
To Grant/Make Loans to Other Entities	-
Total Cash Outflow	<u>539,592,578.46</u>

**Net Cash Investing Activities**

(539,592,578.46)

**Cash Flows from Financing Activities**

**Cash Inflows:**

From Issuance of Debt Securities	
From Acquisition of loan	117,208,300.00
Total Cash Inflow	<u>117,208,300.00</u>

**Cash Outflows:**

Retirement/Redemption of Debt Securities	
Payment of Loan Amortization	29,585,940.73
Total Cash Outflow	<u>29,585,940.73</u>

**Net Cash Financing Activities**

87,622,359.27

**Net Increase/decrease in Cash**

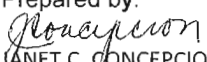
(31,151,176.96)


**Cash at the beginning of the year**

846,711,027.08

**Cash at the End of the Period**

P 815,559,850.12

Prepared by:  
  
 JANET C. CONCEPCION  
 Admin. Officer V

Certified Correct:  
  
 JERRY C. MACALATAN  
 OIC- City Accountant

CITY OF BAGOOR  
**Statement of Cash Flows**  
**As of DECEMBER 31, 2014**  
**TRUST FUND**

**Cash Flows from Operating Activities**

**Cash Inflows:**

Other Receipts:	
Collection fr. Bid Docs./cash bonds/OBO share	5,111,540.76
Collections from National Agencies	20,313,120.80
Collections from LGU	515,000.00
Cash from gen fund (transfer of fund-balance LDRRMF)	22,601,911.00
Cash from gen fund (transfer of fund-Traffic Violation)	20,194,784.00
Cash from gen fund (transfer of fund-RPT -Under Protest)	435,360.92
Transfer of PDAF funds	2,629,975.00
Due to Officers & Employees	20,000.00
Due to Gen.Fund-Interest earned from deposit	201,860.06
Deduction from Suppliers/Contractors	5,010,891.15
Total Cash Inflow	77,034,443.69

**Cash Outflows:**

Payments:	
To suppliers/creditors	85,307,709.57
To employees	
Interest expenses	
Reissuance of cancelled check	
Total Cash Outflow	85,307,709.57
<b>Net Cash Operating Activities</b>	<b>(8,273,265.88)</b>

**Cash Flows from Investing Activities**

**Cash Inflows:**

From Sale of Property, Plants and Equipment	
From Sale of Debt Securities and Other Entities	-
From Collection of Principal of Loans to Other Entities	-
Total Cash Inflow	-

**Cash Outflows:**

To Purchase Property, Plant and Equipment	23,277,112.99
To Purchase Debt Securities and Other Entities	
To Grant/Make Loans to Other Entities	-
Total Cash Outflow	23,277,112.99

**Net Cash Investing Activities**

**(23,277,112.99)**

**Cash Flows from Financing Activities**

**Cash Inflows:**

From Issuance of Debt Securities	-
From Acquisition of loan	
Total Cash Inflow	-

**Cash Outflows:**

Retirement/Redemption of Debt Securities	
Payment of Loan Amortization	
Total Cash Outflow	-

**Net Cash Financing Activities**

-

**Net Increase/decrease in Cash**

(31,550,378.87)

**Cash at the beginning of the year**

97,973,934.32

**Cash at the End of the Period**

**P 66,423,555.45**

**CITY OF BACOR**  
**Statement of Cash Flows**  
**As of DECEMBER 31, 2014**  
**SPECIAL EDUCATION FUND**

**Cash Flows from Operating Activities**

**Cash Inflows:**

Collection from taxes(net of discount)	P	142,152,727.41
Deduction from Personal Services		653,109.09
Deduction from Suppliers/Contractors		12,218,829.89
Interest Income		278,112.36
Staled check		55,823.00
Miscellaneous Income		0.01
<b>Total Cash Inflow</b>		<b>155,358,601.76</b>

**Cash Outflows:**

<b>Payments:</b>		
To suppliers/creditors		76,356,750.32
To employees		21,805,389.42
Interest expenses		
<b>Total Cash Outflow</b>		<b>98,162,139.74</b>

**Net Cash Operating Activities**

**57,196,462.02**

**Cash Flows from Investing Activities**

**Cash Inflows:**

From Sale of Property, Plants and Equipment		-
From Sale of Debt Securities and Other Entities		-
From Collection of Principal of Loans to Other Entities		-
<b>Total Cash Inflow</b>		<b>-</b>

**Cash Outflows:**

To Purchase Property, Plant and Equipment		38,773,245.77
To Purchase Debt Securities and Other Entities		
To Grant/Make Loans to Other Entities		-
<b>Total Cash Outflow</b>		<b>38,773,245.77</b>

**Net Cash Investing Activities**

**(38,773,245.77)**

**Cash Flows from Financing Activities**

**Cash Inflows:**

From Issuance of Debt Securities		-
From Acquisition of loan		
<b>Total Cash Inflow</b>		<b>-</b>

**Cash Outflows:**

Retirement/Redemption of Debt Securities		
Payment of Loan Amortization		
<b>Total Cash Outflow</b>		<b>-</b>

**Net Cash Financing Activities**

**-**

**Net Increase/decrease in Cash**

18,423,216.25


**Cash at the beginning of the year**

98,707,088.16

**Cash at the End of the Period**

P 117,130,304.41

**Prepared by:**

  
**JANET C. CONCEPCION**  
 Admin. Officer V

**Certified Correct:**

  
**JERRY C. MACALATAN**  
 OIC-CITY ACCOUNTANT